



Film Capacitors – AC Capacitors

Motor Run Capacitor

Series/Type: FHP Motor Capacitors for Submersible Pumps
Ordering code: B32328F*
Date: 2018-08-17
Version: 2

© EPCOS AG 2018. Reproduction, publication and dissemination of this publication, enclosures hereto and the information contained therein without EPCOS' prior express consent is prohibited.

EPCOS AG is a TDK Group Company.

Construction

- Dielectric: polypropylene film
- Plastic case
- Polyurethane resin
- Dry type

Features

- Self-healing properties
- Low dissipation factor
- High insulation resistance
- P0 safety class

Typical applications






- For general sine wave applications, mainly for motor start application

Terminals

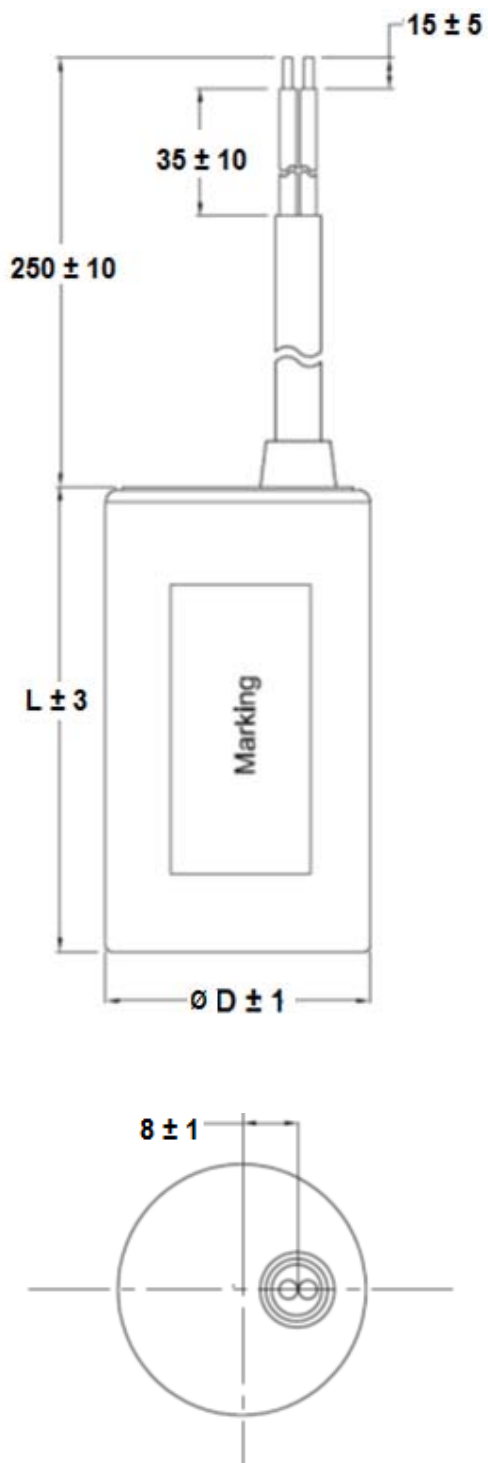
- Wire with sleeve


Technical data and specifications

Reference standards	IS 2993
Safety class to IS 2993	P0
Life expectancy as per IS 2993	250/ 450 V / +70°C(Class B / D)
Rated capacitance C_R	As per dimension table
Tolerance	± 5%
Rated voltage V_R	250 V AC
Rated frequency f_R	50 Hz
Maximum ratings	
Maximum permissible voltage V_{max}	1.1 V_R (V_R = rated voltage)
Maximum permissible current I_{max}	1.3 I_R (I_R = rated current)

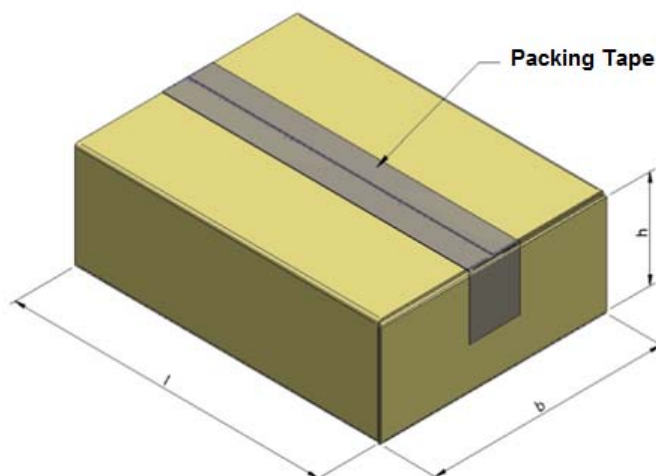
Test data																	
AC test voltage terminal to terminal V_{TT}	2 V_R , 2 s (routine test) 2 V_R , 60 s (type test)																
Dissipation factor $\tan \delta$ at +20 °C	$\leq 1.5 \times 10^{-2}$ (1KHz)																
Maximum rate of voltage rise dv/dt_{max}	10 V/ μ s																
Climatic data																	
Climatic category	25/070/21																
Lower category T_{min}	-25 °C																
Upper category T_{max}	+70 °C																
Damp heat test t_{test}	21 days																
Mechanical and thermal properties																	
Plastic can and top disk material	Compliant to IS 2993																
Compatibility to RoHS																	
Compliance to directive 2011/65/EU																	
Marking	<div style="border: 1px solid black; padding: 5px; margin-bottom: 10px;">  <table style="width: 100%; border-collapse: collapse;"> <tr> <td style="width: 33%;">Cx μF</td> <td style="width: 33%;">V_{RMS}</td> </tr> <tr> <td>Tx %</td> <td>VAC</td> </tr> <tr> <td>Class B/D</td> <td>Series</td> </tr> <tr> <td>25/071/21</td> <td>MPP 'SH'</td> </tr> <tr> <td>IS 2993</td> <td>PO Number</td> </tr> </table> </div> <div style="border: 1px solid black; padding: 5px; margin-bottom: 10px;"> <table style="width: 100%; border-collapse: collapse;"> <tr> <td style="width: 33%; text-align: center;">IS 2993:1998</td> <td style="width: 33%;">450V D</td> </tr> <tr> <td style="text-align: center;"></td> <td style="text-align: center;">50 Hz</td> </tr> <tr> <td style="text-align: center;">CML-7800031911</td> <td style="text-align: center;">PO</td> </tr> </table> </div> <p>" Only for submersible pump application"</p> <p>Where, Cx – Capacitance Value V_{RMS} . -250/ 450 -rated AC voltage Series -B32328F Tx% - Tolerance on capacitance WW.YY – Week code PO No. – Internal traceability number X-Y – Capacitance range</p>	Cx μ F	V _{RMS}	Tx %	VAC	Class B/D	Series	25/071/21	MPP 'SH'	IS 2993	PO Number	IS 2993:1998	450V D		50 Hz	CML-7800031911	PO
Cx μ F	V _{RMS}																
Tx %	VAC																
Class B/D	Series																
25/071/21	MPP 'SH'																
IS 2993	PO Number																
IS 2993:1998	450V D																
	50 Hz																
CML-7800031911	PO																

Dimensional drawing




Ordering codes and packing units

Voltage VAC	Capacitance μF	Dimensions $\text{ØD} \times \text{L}$ (mm)	Ordering code
250/450	25	35 x 95	B32328F1256J023
	30	35 x 95	B32328F1306J023
	36	35 x 95	B32328F1366J023
	40	40 x 95	B32328F1406J023
	45	40 x 95	B32328F1456J023
	50	45 x 95	B32328F1506J023
	60	45 x 95	B32328F1606J023

Packing specification


Dimensions D x L (mm)	Unit carton				Master carton			
	l ± 10	b ± 10	h ± 10	Qty	l ± 10	b ± 10	h ± 10	Qty
35 x 95	455	230	130	50	490	470	270	200
40 x 95	455	230	130	50	490	470	270	200
45 x 95	250	250	145	25	530	270	300	100

Cautions and warnings

 Please read “Applications warning, installation and maintenance instructions” and the “General Safety Data

Sheet for Power Capacitors” issued by ZVEI, which are available on the internet at www.epcos.com/ac_capacitors, to ensure optimum performance and to prevent products from failing, and in worst case, bursting and fire. Information given in the data sheet reflects typical specifications. You are kindly requested to approve our product specifications or request our approval for our specification before ordering.

Display of ordering codes for EPCOS products

The ordering code for one and the same EPCOS product can be represented differently in data sheets, data books, other publications, on the EPCOS website, or in order-related documents such as shipping notes, order confirmations and product labels. **The varying representations of the ordering codes are due to different processes employed and do not affect the specifications of the respective products.** Detailed information can be found on the Internet under www.epcos.com/orderingcodes

Important notes

The following applies to all products named in this publication:

1. Some parts of this publication contain **statements about the suitability of our products for certain areas of application**. These statements are based on our knowledge of typical requirements that are often placed on our products in the areas of application concerned. We nevertheless expressly point out **that such statements cannot be regarded as binding statements about the suitability of our products for a particular customer application**. As a rule, EPCOS is either unfamiliar with individual customer applications or less familiar with them than the customers themselves. For these reasons, it is always ultimately incumbent on the customer to check and decide whether an EPCOS product with the properties described in the product specification is suitable for use in a particular customer application.
2. We also point out that **in individual cases, a malfunction of electronic components or failure before the end of their usual service life cannot be completely ruled out in the current state of the art, even if they are operated as specified**. In customer applications requiring a very high level of operational safety and especially in customer applications in which the malfunction or failure of an electronic component could endanger human life or health (e.g. in accident prevention or life-saving systems), it must therefore be ensured by means of suitable design of the customer application or other action taken by the customer (e.g. installation of protective circuitry or redundancy) that no injury or damage is sustained by third parties in the event of malfunction or failure of an electronic component.
3. **The warnings, cautions and product-specific notes must be observed.**
4. In order to satisfy certain technical requirements, **some of the products described in this publication may contain substances subject to restrictions in certain jurisdictions (e.g. because they are classed as hazardous)**. Useful information on this will be found in our Material Data Sheets on the Internet (www.epcos.com/material). Should you have any more detailed questions, please contact our sales offices.
5. We constantly strive to improve our products. Consequently, **the products described in this publication may change from time to time**. The same is true of the corresponding product specifications. Please check therefore to what extent product descriptions and specifications contained in this publication are still applicable before or when you place an order. We also **reserve the right to discontinue production and delivery of products**. Consequently, we cannot guarantee that all products named in this publication will always be available. The aforementioned does not apply in the case of individual agreements deviating from the foregoing for customer-specific products.
6. Unless otherwise agreed in individual contracts, **all orders are subject to the current version of the "General Terms of Delivery for Products and Services in the Electrical Industry" published by the German Electrical and Electronics Industry Association (ZVEI)**.
7. **Our manufacturing sites serving the automotive business apply the IATF 16949 standard**. The IATF certifications confirm our compliance with requirements regarding the quality management system in the automotive industry. Referring to customer requirements and customer specific requirements ("CSR") TDK always has and will continue to have the policy of respecting individual agreements. Even if IATF 16949 may appear to support the acceptance of unilateral requirements, we hereby like to emphasize that **only requirements mutually agreed upon can and will be implemented in our Quality Management System**. For clarification purposes we like to point out that obligations from IATF 16949 shall only become legally binding if individually agreed upon.

Important notes

8. The trade names EPCOS, CeraCharge, CeraDiode, CeraLink, CeraPad, CeraPlas, CSMP, CTVS, DeltaCap, DigiSiMic, ExoCore, FilterCap, FormFit, LeaXield, MiniBlue, MiniCell, MKD, MKK, MotorCap, PCC, PhaseCap, PhaseCube, PhaseMod, PhiCap, PowerHap, PQSine, PQvar, SIFERRIT, SIFI, SIKOREL, SilverCap, SIMDAD, SiMic, SIMID, SineFormer, SIOV, ThermoFuse, WindCap are **trademarks registered or pending** in Europe and in other countries. Further information will be found on the Internet at www.epcos.com/trademarks.

Release 2018-06